6. Colorea la fracción que se indica en cada caso y compárala con la unidad.

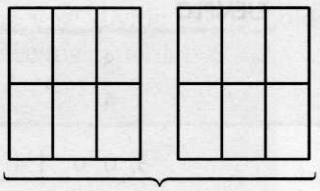

$\frac{10}{6}$ ◯ 1

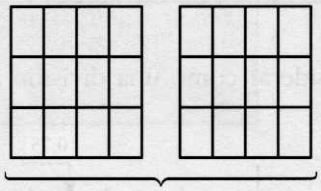

$\frac{7}{12}$ ◯ 1



$\frac{5}{3}$ ◯ 1

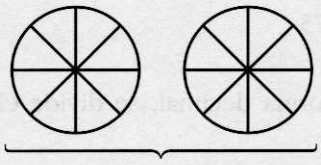

$\frac{8}{8}$ (=) 1



$\frac{18}{9} = 2$ ◯ 1



$\frac{13}{9}$ ◯ 1

7. Escribe la fracción que representa la parte coloreada en cada recta y compárala con la unidad.



▸ $\frac{\square}{\square}$ ◯ 1



▸ $\frac{\square}{\square}$ ◯ 1

8. Escribe en cada caso el signo "mayor que" (>), "igual a" (=) o "menor que" (<).

$\frac{4}{4}$ ◯ 1 $\frac{3}{7}$ ◯ 1 $\frac{2}{5}$ ◯ 1 $\frac{5}{3}$ ◯ 1

$\frac{7}{5}$ ◯ 1 $\frac{5}{5}$ ◯ 1 $\frac{3}{10}$ ◯ 1 $\frac{3}{2}$ ◯ 1